



HANDS & VOICES™

TIP SHEET

FAMILY SUPPORT ACTIVITIES GUIDE

SUGGESTIONS:

FIND

Review a construct and find your favorite new activity and share it with another team member.

REFLECT

Consider questions you have had or that other families have shared with you. Review topics in the guide that relate to those questions and find related activities.

ROLE PLAY

Role play possible family questions/concerns as a team with one person acting as the parent and the other as the guide who finds the resources.

PLAY BINGO

Print bingo boards from this website which has keywords from the well-being construct. When a word is drawn find it in the guide and read an activity.
<https://mfbc.us/s/f67bymf>

PRINT OUT

Print out each visual index to keep on hand to quickly reference topics and where they are located in the guide.

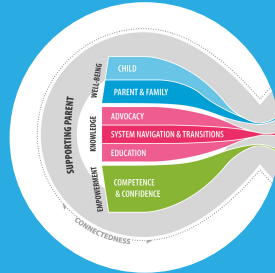
HIGHLIGHTS:

CONSTRUCTS

There are 3 constructs which are the “theme” of each section.

The constructs are:

- Well-Being (turquoise section)
- Knowledge (pink section)
- Empowerment (green section)

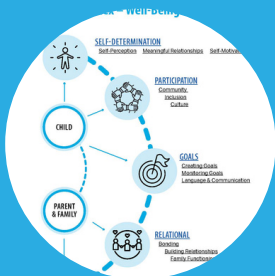



FAMILY LEARNING OUTCOMES

Use the 5 learning outcomes at the start of each construct section to determine if this construct could be useful for the family.

VISUAL INDEX

The visual index shows the relation of the components to the supporting topics. Each component is hyperlinked for quick access to the location in the guide.



LANGUAGE & LITERACY

Activities to support family engagement in language and literacy development for their child are highlighted by an icon.

AVAILABLE ALSO IN PDF

Download and use the “search” feature (Ctrl+F) when using it as a PDF to quickly find activities that fit the family's needs/concerns.

LANGUAGES

Access to resources that are also in additional languages are now noted and direct links are provided.

